


2023 BEYOND THE NUMBERS

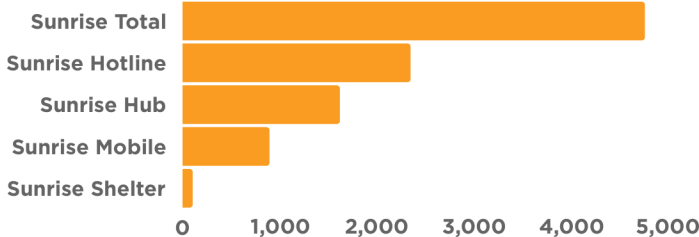
Services empowering people experiencing homelessness



COORDINATED HOUSING ASSESSMENTS

4,759

Total Assessments



BUS PASSES

44,891

292
Tours of
**COMMUNITY FIRST!
VILLAGE**

61,818
POUNDS OF
IN-KIND
DONATIONS



DIVERSIONS



292

Households rapidly exited from homelessness.

87
Children in diverted households.

53%

Diverted through travel to family & friends

\$274

Avg. cost of travel diversion

47%

Diverted through move-in financial aid

\$937

Avg. cost of move-in diversion

WELLNESS

2,856

Clients referred to an on-site Wellness Partner for mental or physical healthcare, substance use or benefits enrollment.



150+

PARTNERS

1,350

CHILDREN SERVED

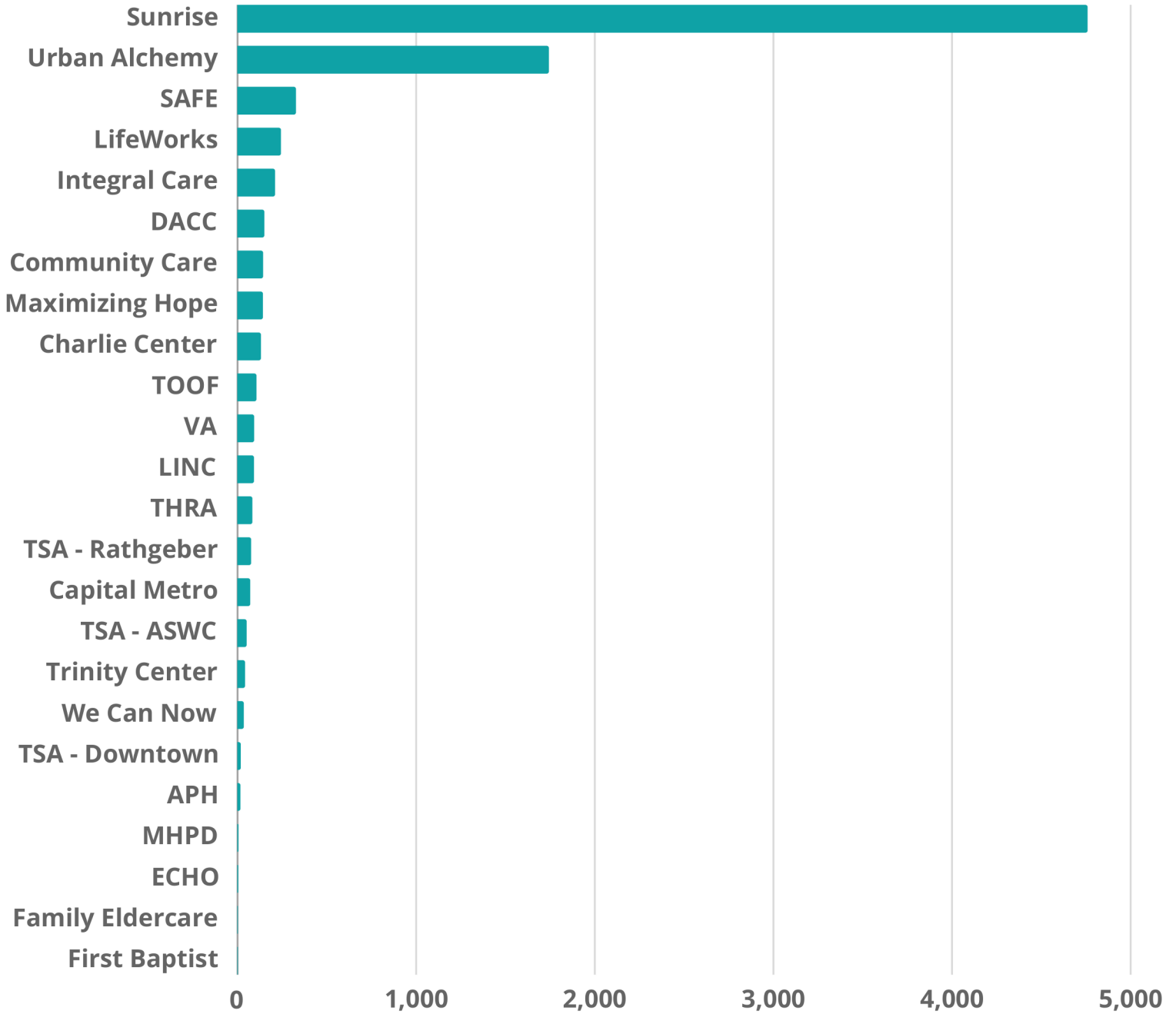
HYGIENE KITS



14,400

2023 COORDINATED ASSESSMENTS

Travis County data reported from the Homelessness Information Management System 1/1/2023 - 12/31/23



SUNRISE TOTAL 4,759



58% of all Travis County CA's

[SUNRISENAVIGATIONCENTER.ORG](https://sunrisenavigationcenter.org)